


19" Touch Pc

Model : DM19G

Views & Dimensions



Features

- **24/7 Commercial Use**

Industrial-grade Power Supply

15,000-hour extended life LCD display

- **Support multiple installation requirements**

- **Stylish Appearance**

High precision die-casting integrated molding

High quality structural design of aluminum alloy

- **Surface IP65 waterproof**




Tech Specs

LCD Panel	Screen diagonal	19 inch
	Physical resolution	1280*1024
	Aspect ratio	4 : 3
	Display size (mm)	377.3(W)*302(H)
	Colours displayed	16.7M, 72% NTSC
	Brightness (cd/m2)	≥250cd/m2
	Contrast	≥ 1000: 1
	Visual Angle H/V (°)	85/85/85/85(Typ.) (CR≥10)
	Backlight Lifetime (hours)	30000h
Refrash Rate	60 Hz	


Touch Panel	Touch technology	PCAP
	Response time	<5ms
	Touch points	10 points standard
	Touch effective recognition	>1.5mm
	Scanning Frequency	200Hz
	Scanning accuracy	4096 * 4096
	Working Current/Voltage	180Ma/DC+5V±5%
Surface Hardness	Mohs class 7 explosion-proof glass	

Operation Environment	Operation Temperature	0°C-50°C
	Operation Humidity	10% - 80%
	Storage Temperature	-5°C-60°C
	Storage Humidity	10% - 85%
	EMC	CE/FCC Class B

Dimension	Machine(cm)	42.6(L) * 35.1(W) * 5.2(H)
	Package(cm)	49(L) * 45.5(W) * 15(H)
	Net weight	6.16 KG
	Gross weight	7.88 KG
	Mounting bracket	Desktop/Wall mounted




Android System	CPU	Rockchip RK3568	Rockchip RK3288	Rockchip RK3588
	Graphic GPU	ARM G52 2EE	Mali-T864	Mali-G610
	Memory	4G (4G optional)	2G (4G optional)	4G (8G optional)
	Storage	32G eMMC	16G/32G eMMC	64G/128G eMMC
	Network	10/100 RJ45, 802.11a/b/g/n/ac Wifi	100/1000M RJ45, 802.11a/b/g/n/ac Wifi	
	Pre-installed OS	Android 11	Android 9	Android 12



Power supply parameters	Power Output	DC 12V3A	Manual	* 1
	Standby power consumption	<30W	Mounting bracket	* 1
Vibration during work	SSD applied: 1.5 Grms, IEC 60068-2-64, random, 5 ~ 500 Hz, 1 hr/axis	Included in the Delivery	Power Adapter&cable	* 1
Impact during work	SSD applied: 10 G, IEC 60068-2-27, Half sine wave, lasting for 11ms		WiFi antenna	* 1

External Connectors



Network 1 * 10/100/1000Mbps controller/1 * wifi

Serial port 2 * TTL/(optional RS-232/RS-485)

HDMI 1 * HDMI 1.4

USB 4 * USB (including OTG)

Power interface 1 * 2P Phoenix terminal interface/1 * DC2.1

Audio 1 * Ear Mic 2-in-1

Use Case